

How to Register for the Parish Catechetical Leader (PCL) Certification

You will need to follow three simple steps to get started with your PCL Certification.

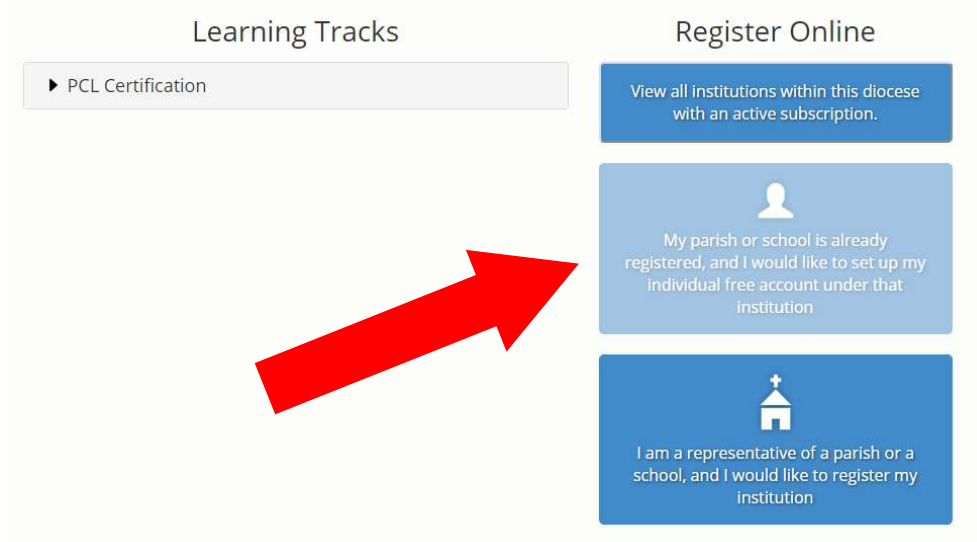
1. Create a new account
2. Register under our diocese (Diocese of Burlington) and institution (Diocese of Burlington PCL Certification)
3. Start the "Diocese of Burlington PCL Certification" Track and request a mentor from the Diocese of Burlington

If you prefer to watch a video, there are two videos that have been created to walk you through this process. You can find links for these videos at www.franciscanathome.com/burlington . If you prefer to read these instructions with pictures, please continue! If you have any questions, please contact Michael Hagan, Coordinator of Religious Education at mhagan@vermontcatholic.org or 802-448-3514.

Step-by-step instructions for this process are as follows:

(1) Create a new account

1. Go to www.franciscanathome.com/burlington
2. Scroll down and click on "My parish or school is already registered, and I would like to set up my individual free account under that institution"



3. Click “create a new account.”

Online learning at your convenience

Welcome to Franciscan at Home!

Please login or create an account to continue.


Please login below or [create a new account.](#)

E-mail *

Enter your e-mail address.

Password *

Enter the password that accompanies your e-mail.

 Log in

4. Fill out the required fields and then click “create new account” at the bottom of the page

Current ministry roles (if any)

Years of Experience in Ministry *

If you do not have any experience, please enter 0.

Education level attained to date

☐ High School ☒ Bachelors Degree ☐ Masters Degree ☐ Doctoral Degree

Have you attended any Franciscan University conferences in the past? *

☒ No ☐ Yes

If yes, which ones?

Would you be interested in receiving information about our online (for-credit) degree programs? *

☒ No ☐ Yes

How did you hear about these online formation courses?

My diocesan office ▾

Create new account

(2) Register under our diocese (Diocese of Burlington) and institution (Diocese of Burlington PCL Certification)

5. On the next page, it will advise you to choose your diocese. Under the “Diocese” dropdown menu, select “Diocese of Burlington.”

Further instructions have been sent to your e-mail address.

Diocese and Institution

Please select your diocese, then your institution. Only institutions with an [active institution](#) subscription or diocese does not appear, please [contact us](#).

Diocese *

- Select - ▼



6. Now an option for “institution” will appear. Under “institution,” select “Diocese of Burlington PCL Certification.” Then, click “sign up.”

Further instructions have been sent to your e-mail address.

Diocese and Institution

Please select your diocese, then your institution. Only institutions with an [active institution subscription](#) or diocese does not appear, please [contact us](#).

Diocese *

Diocese of Burlington ▼

Institution *

Diocese of Burlington PCL Certification ▼

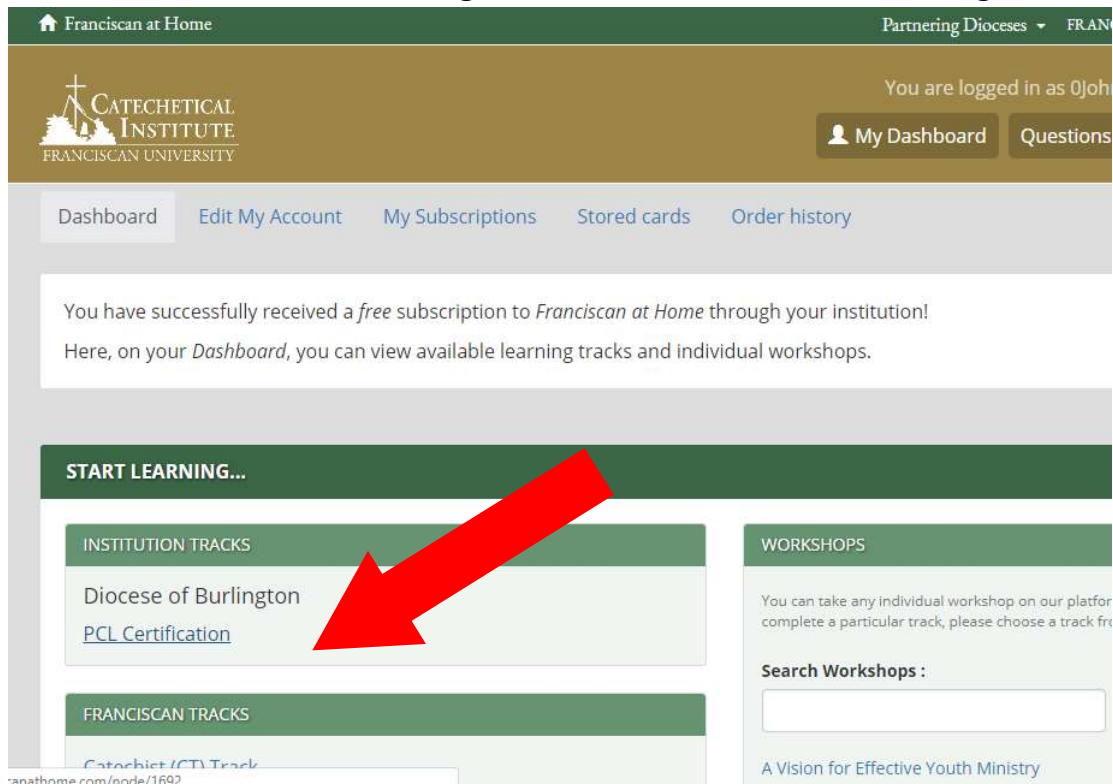
Select the institution you are registering with.

Sign Up

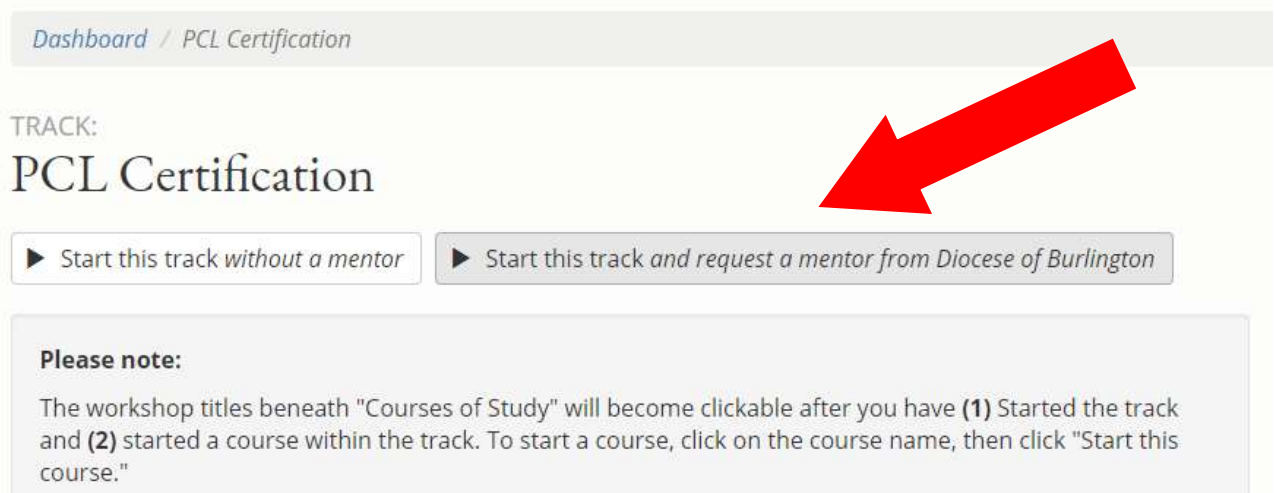


(3) Start the "Diocese of Burlington PCL Certification" Track and request a mentor from the Diocese of Burlington

7. You are now brought to your “dashboard,” which should look something like the screenshot below. To sign up for the PCL Certification track, click “PCL Certification,” which is right underneath “Diocese of Burlington”



8. Next, select the option “Start this track and request a mentor from Diocese of Burlington”



9. Then it will prompt you to enter your biography. Be sure to take your time with this step, as it will serve as your ‘first introduction’ to your mentor. When you are finished, click “continue”

[Dashboard](#) / [PCL Certification](#)

TRACK:
PCL Certification

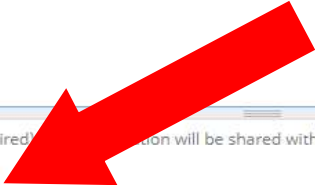
▶ Start this track *without a mentor* ▶ Start this track *and request a mentor from Diocese of Burlington*

Biography *

Enter your biography here!

Please provide a short biography (required). Your information will be shared with your mentor.

✕ Cancel ✓ Continue



10. Now you are ready to begin! Click “PCL Certification.”


You have started this track. Select a course below.

[Dashboard](#) / [PCL Certification](#)

TRACK:
PCL Certification

We recommend to take these courses in the order they appear, although it is not required to do so.

Courses of Study	Progress	Last viewed
▶ PCL Certification		



11. Now click “Start this course”

[Dashboard](#) / [PCL Certification](#) / [PCL Certification](#)

COURSE OF STUDY:
PCL Certification

[▶ Start this course](#)

We recommend to take these workshops in the order they appear, although it is not required to do so.

Workshops

Core Workshops

- The Vocation of the Catechist
- Prayer: Introduction to the Spiritual Life of the Catechist
- Recruiting, Training, and Forming Catechists I

12. Now you can see the list of workshops in this certification and you can begin any one of them. For these instructions, we will start with the first one. To do that, click “The Vocation of the Catechist.”

You have started this course. Select a workshop below.

[Dashboard](#) / [PCL Certification](#) / [PCL Certification](#)

COURSE OF STUDY:
PCL Certification

We recommend to take these workshops in the order they appear, although it is not required to do so.

Workshops	Progress	Last viewed
<i>Core Workshops</i>		
The Vocation of the Catechist		
Prayer: Introduction to the Spiritual Life of the Catechist		
Recruiting, Training, and Forming Catechists I		
Recruiting, Training, and Forming Catechists II		

13. You are now in the first workshop, but you haven't quite started it yet. To officially begin, click "Start this workshop."

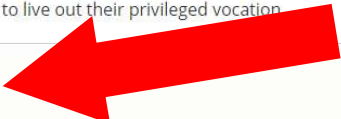
Dashboard / PCL Certification / PCL Certification / The Vocation of the Catechist

WORKSHOP:

The Vocation of the Catechist

This workshop explores the most critical element in the graced work of passing on the faith – *you*. But the content of the faith is a *Person* – the Person of Christ – the *person* of the catechist is pivotal for so. The vocation of the catechist is to be a *witness* of Christ's goodness, of His zeal, of His ways, of Him – like the Master. "Whatever be the level of his responsibility in the Church, every catechist must endeavor to transmit by his teaching and behavior the teaching and life of Jesus" (CT 6). This calling joyfully *thrilling*, and jarringly *daunting*. It is a supernatural work, beyond our natural capacities. "Catechesis is consequently a work of the Holy Spirit, a work that He alone can initiate and sustain in the Church" (72). And sustain in *you*. This foundational workshop offers inspiration, insight, and guidance to encourage catechists as they strive to live out their privileged vocation.

▶ Start this workshop



14. Now you are in the workshop and have officially begun your PCL Certification! All the reading, information, videos, and tasks for that workshop are on that page. Simply begin at the top and work your way down to the bottom. You have the option to save your work as you go so that you can come back to the workshop later. Under each video segment, you will find a task. Once you are finished answering that task, you should click "Save and Request Mentor Review." If this button doesn't show up, that simply means you haven't been assigned a mentor yet. Fear not, you will be assigned one soon! In the meantime, you can simply click "Save."

Task 1


What does it mean when we say that we are catechists? Catechesis involves passing on knowledge and involves witnessing to a living relationship. Since you are taking this workshop, you are likely to listen to His voice. In the response box below, write about how you currently tend to find your Christ's voice. Identify which of the resources mentioned in this workshop you rely on most for Jesus' voice and becoming more in tune with what He is saying.

Your Answer

Rich text editor toolbar: Bold (B), Italic (I), Text Color (A), Background Color (X), Bulleted List, Numbered List, Indent Left, Indent Right, Undo, Redo, Link, Unlink, Image, Video.

body p

✓ Save or ✓ Save and Request Mentor Review



Thank you – enjoy the workshops!